

Aradhana Investments Ltd.

CIN-L67120WB1973PLC029135
5, MIDDLETON STREET, KOLKATA - 700071
PHONES: 22872607 / 40060331 / 40073219
Fax: 22873159, Email: jkk@kankariagroup.com
Website: <https://aradhanainvestments.com/>

15th October, 2022

Scrp Code: II226

To,
The Secretary,
The Calcutta Stock Exchange Ltd.
7, Lyons Range
Kolkata 700001

Dear Sir/Madam,


Sub: Statement of Shareholding Pattern pursuant to Regulation 31 of the SEBI Listing Regulations, 2015 (LODR)

Pursuant to Regulation 31 of the SEBI (Listing Obligations and Disclosure Requirements) Regulations, 2015 (Listing Regulations), please find enclosed herewith the Statement of Shareholding pattern for the second quarter ended 30th September, 2022.

Kindly acknowledge receipt of the same.

Yours truly,

For ARADHANA INVESTMENTS LTD,



R K LUNAWAT
DIRECTOR & CFO
(DIN- 00381030)



Encl: a/a

Format of holding of specified securities

Annexure - I

1 **Name of Listed Entity : ARADHANA INVESTMENTS LIMITED**

2 Scrip Code/Name of Scrip/Class of Security :

3 Share Holding Pattern Filed under: Reg. 31(1) (b) : **Quarter Ended 30/09/2022**

4 Declaration:

	Particulars	Yes	No
1	Whether the Listed Entity has issued any partly paid up shares		NO
2	Whether the Listed Entity has issued any Convertible Securities or Warrants?		NO
3	Whether the Listed Entity has any shares against which depository receipt are issued?		NO
4	Whether the Listed Entity has any shares in locked-in?		NO
5	Whether any shares held by promoters are pledge or otherwise encumbered?		NO

5 The tabular format for disclosure of holding of specified securities is as follows:-




Table I - Summary Statement holding of specified securities

Category (i)	Category of shareholder (ii)	Nos. of shareholders (iii)	No. of fully paid up equity shares held (iv)	No. of partly paid-up equity shares held (v)	No. of shares underlying Depository Receipt (vi)	Total nos. shares held (vii) = (iv)+(v)+(vi)	Number of Voting Rights held in each class of securities (ix)			Shareholding as a % of total no. of shares (calculated as per SCRR, 1957) (viii) As a % of (A+B+C2)	No. of Shares Underlying convertible securities (including Warrants) (x)		Number of Locked in shares (xii)		Number of Shares pledged or otherwise encumbered (xiii)		Number of equity shares held in dematerialized form (xiv)
							Class eg: x	Class eg: y	Total		Total as a % of (A+B+C)	No. (a)	As a % of total Shares held (b)	No. (a)	As a % of total Shares held (b)	No. (a)	
(A)	Promoter & Promoter Group	12	435550	0	0	435550	72.592	0	435550	72.592	0	0.000	0	0.000	0	0.000	435450
(B)	Public	130	164450	0	0	164450	27.408	0	164450	27.408	0	0.000	0	0.000	0	0.000	158300
(C)	Non Promoter - Non Public																
(C1)	Shares underlying DRs																
(C2)	Shares held by Employee Trusts																
	TOTAL	142	600000	0	0	600000	100.000	0	600000	100.000	0	0.000	0	0.000	0	0.000	593750



Table II - Statement showing shareholding pattern of the Promoter and Promoter Group

Category & Name of shareholder (i)	Entity type i.e. promoter OR promoter group entity (except promoter)	PAN (ii)	No. of equity shares held (iii)	No. of fully paid up equity shares held (iv)	No. of equity shares held (v)	No. of equity shares underlying Depository Receipt (vi)	Total nos. shares held (vii) = (iv)+(v)+(vi)	Shareholding % calculated as per SCRR, 1987 (A+B+C2) (viii)	Number of Voting Rights held in each class of securities (ix)			Total as a % of Total Voting Rights (x)	Nos. of Shares Underlying Outstanding convertible securities (including Warrants) (A)	Shareholding as a % assuming full conversion of convertible securities as a percentage of diluted share capital (VII)-(X) as a % of (A+B+C) (xi)	Number of Locked in shares (xii)		Number of Shares pledged or otherwise encumbered (xiii)	Number of equity shares held in dematerialized form (xiv)
									Class	Class Y	Class Z				No. (a)	As a % of total Shares (b)		
(1)	Indian		0	0	0	0	0	0.000	0	0	0	0.000	0	0.000	0	0.000	0	0
(a)	Individuals/Hindu undivided Family		3	189850	0	0	189850	31.642	189850	0	189850	31.642	0	31.642	0	0.000	0	189850
	DIVYA DUGAR	AXLPK2665D	0	930000	0	0	930000	15.500	930000	0	930000	15.500	0	15.500	0	0.000	0	930000
	JAI KUMAR		0	3850	0	0	3850	0.642	3850	0	3850	0.642	0	0.642	0	0.000	0	3850
	KANKARIA	ANGPK4751L	0	930000	0	0	930000	15.500	930000	0	930000	15.500	0	15.500	0	0.000	0	930000
	POONAM DUGAR	AHKPK1612K	0	0	0	0	0	0.000	0	0	0	0.000	0	0.000	0	0.000	0	0
(b)	Central Government/State Government(s)		0	0	0	0	0	0.000	0	0	0	0.000	0	0.000	0	0.000	0	0
(c)	Financial Institutions		0	0	0	0	0	0.000	0	0	0	0.000	0	0.000	0	0.000	0	0
(d)	Bodies Corporate		9	245700	0	0	245700	40.950	245700	0	245700	40.950	0	40.950	0	0.000	0	245600
	AUCKLAND JUTE CO LIMITED	AACCA6099G	0	8800	0	0	8800	1.467	8800	0	8800	1.467	0	1.467	0	0.000	0	8800
	AWANTI FIBRE AND INDUSTRIES LTD	AAACA2322E	0	5050	0	0	5050	0.842	5050	0	5050	0.842	0	0.842	0	0.000	0	5050
	H C COMMERCIAL LIMITED	AABCH2665N	0	106850	0	0	106850	17.808	106850	0	106850	17.808	0	17.808	0	0.000	0	106850
	JAI KUMAR INVESTMENT PVT LTD	AABCI2405N	0	20000	0	0	20000	3.333	20000	0	20000	3.333	0	3.333	0	0.000	0	20000
	KANKARIA TRADERS & INVESTMENTS PVT. LTD	AABCK3328F	0	19500	0	0	19500	3.250	19500	0	19500	3.250	0	3.250	0	0.000	0	19400
	MORGAN WALKER AND CO LIMITED	AABCM7738H	0	20000	0	0	20000	3.333	20000	0	20000	3.333	0	3.333	0	0.000	0	20000
	MORGAN WALKER INFRASTRUCTURE LIMITED	AABCM9987A	0	18000	0	0	18000	3.000	18000	0	18000	3.000	0	3.000	0	0.000	0	18000
	RUSSELL PROPERTIES PVT LTD	AABCR5496H	0	32500	0	0	32500	5.417	32500	0	32500	5.417	0	5.417	0	0.000	0	32500
	ZENITH ENTERPRISES LIMITED	AAACZ1116B	0	15000	0	0	15000	2.500	15000	0	15000	2.500	0	2.500	0	0.000	0	15000
	Trusts		0	0	0	0	0	0.000	0	0	0	0.000	0	0.000	0	0.000	0	0
	Cleaning Members		0	0	0	0	0	0.000	0	0	0	0.000	0	0.000	0	0.000	0	0
	Sub-Total (A)(1)		12	435550	0	0	435550	72.592	435550	0	435550	72.592	0	72.592	0	0.000	0	435450
(2)	Foreign Individuals (Non-Resident Individuals)/Foreign Individuals		0	0	0	0	0	0.000	0	0	0	0.000	0	0.000	0	0.000	0	0
(a)	Individuals (Non-Resident Individuals)/Foreign Individuals		0	0	0	0	0	0.000	0	0	0	0.000	0	0.000	0	0.000	0	0
(b)	Government		0	0	0	0	0	0.000	0	0	0	0.000	0	0.000	0	0.000	0	0
(c)	Ins. tu ons Foreign Por olio Investor		0	0	0	0	0	0.000	0	0	0	0.000	0	0.000	0	0.000	0	0
(d)	Any Other OCBS		0	0	0	0	0	0.000	0	0	0	0.000	0	0.000	0	0.000	0	0
(e)	QFI - Individual QFI - Corporate		0	0	0	0	0	0.000	0	0	0	0.000	0	0.000	0	0.000	0	0
	Sub-Total (A)(2)		0	0	0	0	0	0.000	0	0	0	0.000	0	0.000	0	0.000	0	0



Total Shareholding of Promoter and Promoter Group (A)-(A1)-(A)(2)	12	435550	0	0	435550	72592	435550	72592	435550	0	435550	72592	0	72592	0	0.000	0	0.000	435450
---	----	--------	---	---	--------	-------	--------	-------	--------	---	--------	-------	---	-------	---	-------	---	-------	--------




Table III - Statement showing shareholding pattern of the Public shareholder

Category & Name of shareholders (i)	PAN (ii)	Nos. of shareholders (iii)	No. of fully paid up equity shares held (iv)	No. of partly paid-up equity shares held (v)	Nos. of shares underlying Depository Receipt (vi)	Total nos. shares held (vii) = (iv)+(v)+(vi)	Shareholding as a % calculated as per SCRR, 1957 (A+B+C2) (viii)	Number of Voting Rights held in each class of securities (ix)			No. of Shares Underlying Outstanding convertible securities (including Warrants) (x)	Shareholding as a % assuming full conversion of convertible securities (as a percentage of diluted share capital) (vii)+(x) as a % of (A+B+C)	Number of Locked in shares (xii)		Number of Shares pledged or otherwise encumbered		Number of equity shares held in dematerialized form (xiv)	Sub-categorization of shares (xv)			
								No. of Voting Rights					As a % of total Shares held (b)	No. (a)	As a % of total Shares held (b)	No. (a)		As a % of total Shares held (b)	Sub-category (i)	Sub-category (ii)	Sub-category (iii)
								Class x	Class y	Total											
Institutions (1) (Domestic)		0	0	0	0	0	0.000	0	0	0	0.000	0	0.000	0	0.000	0	0				
(a) Mutual Funds		0	0	0	0	0	0.000	0	0	0	0.000	0	0.000	0	0.000	0	0				
(b) Venture Capital Funds		0	0	0	0	0	0.000	0	0	0	0.000	0	0.000	0	0.000	0	0				
(c) Alternate Investment Funds		0	0	0	0	0	0.000	0	0	0	0.000	0	0.000	0	0.000	0	0				
(d) Financial Institutions/Banks		0	0	0	0	0	0.000	0	0	0	0.000	0	0.000	0	0.000	0	0				
(e) Insurance Companies		0	0	0	0	0	0.000	0	0	0	0.000	0	0.000	0	0.000	0	0				
(f) Provident Funds/Pension Funds		0	0	0	0	0	0.000	0	0	0	0.000	0	0.000	0	0.000	0	0				
(g) Asset Reconstruction Companies		0	0	0	0	0	0.000	0	0	0	0.000	0	0.000	0	0.000	0	0				
(h) Sovereign Wealth Funds		0	0	0	0	0	0.000	0	0	0	0.000	0	0.000	0	0.000	0	0				
(i) NBFCs registered with RBI		0	0	0	0	0	0.000	0	0	0	0.000	0	0.000	0	0.000	0	0				
(j) Other Financial Institutions		0	0	0	0	0	0.000	0	0	0	0.000	0	0.000	0	0.000	0	0				
(k) Any Other		0	0	0	0	0	0.000	0	0	0	0.000	0	0.000	0	0.000	0	0				
Sub-Total (B)(1)		0	0	0	0	0	0.000	0	0	0	0.000	0	0.000	0	0.000	0	0				
(2) Institutions (Foreign)		0	0	0	0	0	0.000	0	0	0	0.000	0	0.000	0	0.000	0	0				
(a) Foreign Direct Investment		0	0	0	0	0	0.000	0	0	0	0.000	0	0.000	0	0.000	0	0				
(b) Foreign Venture Capital Investors		0	0	0	0	0	0.000	0	0	0	0.000	0	0.000	0	0.000	0	0				
(c) Sovereign Wealth Funds		0	0	0	0	0	0.000	0	0	0	0.000	0	0.000	0	0.000	0	0				
(d) Foreign Portfolio Investors		0	0	0	0	0	0.000	0	0	0	0.000	0	0.000	0	0.000	0	0				
Category I		0	0	0	0	0	0.000	0	0	0	0.000	0	0.000	0	0.000	0	0				
Category II		0	0	0	0	0	0.000	0	0	0	0.000	0	0.000	0	0.000	0	0				
Overseas Depositors (holding DRs)(balancing figure)		0	0	0	0	0	0.000	0	0	0	0.000	0	0.000	0	0.000	0	0				
(e) Any Other		0	0	0	0	0	0.000	0	0	0	0.000	0	0.000	0	0.000	0	0				
(f) QFI Corporate		0	0	0	0	0	0.000	0	0	0	0.000	0	0.000	0	0.000	0	0				
FPI - CORPORATE - CAT-III		0	0	0	0	0	0.000	0	0	0	0.000	0	0.000	0	0.000	0	0				
Sub-Total (B)(2)		0	0	0	0	0	0.000	0	0	0	0.000	0	0.000	0	0.000	0	0				

KONGATA

Table IV - Statement showing shareholding pattern of the Non Promoter - Non Public shareholder

Category & Name of shareholders (I)	PAN (II)	Nos. of shareholders (III)	No. of fully paid up equity shares held (IV)	No. of partly paid-up equity shares held (V)	Nos. of shares underlying Depository Receipt (VI)	Total nos. shares held (VII) = (IV)+(V)+(VI)	Shareholding % calculated as per SCRR, 1957 As a % of (A+B+C2) (VIII)	Number of Voting Rights held in each class of securities (IX)			No. of Shares Outstanding convertible securities (including Warrants) (X)	Shareholding as a % assuming full conversion of convertible securities (as a percentage of diluted share capital) (XI) = (VII)+(X) as a % of (A+B+C)	Number of Locked in shares (XII)		Number of Shares pledged or otherwise encumbered (XIII)	Number of equity shares held in dematerialized form (XIV)	
								Class x	Class y	Total			No. (a)	As a % of total Shares held (b)			No. (a)
(1) Custodian DR Holder																	
(2) Employee Benefit Trust (under SEBI (share based Employee Benefit) Regulations, 2014)																	
Total Non-Promoter - Non-Public Shareholding (C)=(1)+(2)																	




Table V - Statement showing shareholding details of significant beneficial owner

Details of the significant beneficial owner (I)				Details of the registered owner (II)			Details of holding/ exercise of right of the SBO in the reporting company, whether direct or indirect : (III) Whether by virtue of:					
Sr No.	Name	PAN/Passport No. in case of a foreign national	Nationality	Name	PAN/Passport No. in case of a foreign national	Nationality	Shares %	Voting rights %	Rights on distributable dividend or any other distribution %	Exercise of control	Exercise of significant influence	Date of creation / acquisition of significant beneficial interest (IV)

